



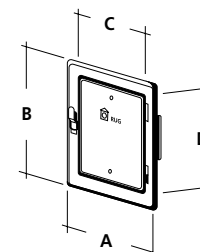
# Chimney doors

## Chimney door with lever lock



Can be used either with a stop on the right or left, the door leaf can be unhinged for installation. Test marks P-BWU 02-79. General building authority test certificates, quality-controlled.

Material	Outer dimension (mm)		Clear width (mm)		PU / SU	Order no.
	A	B	C	D		
Stainless steel	230	295	135	200	1 / 1	21-204
Galvanised sheet steel	230	295	135	200	1 / 1	21-206

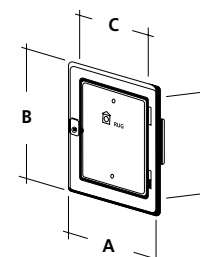


## Chimney door with square lock



Can be used either with a stop on the right or left, the door can be unhinged for installation. Test marks P-BWU 02-79. General building authority test certificates, quality-controlled.

Material	Outer dimension (mm)		Clear width (mm)		PU / SU	Order no.
	A	B	C	D		
Stainless steel	230	295	135	200	1 / 1	21-203
Galvanised sheet steel	230	295	135	200	1 / 1	21-208

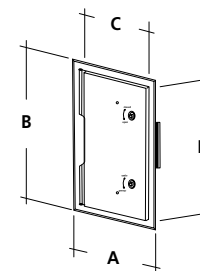


## Chimney door with square lock



Can be used either with a stop on the right or left, the door can be unhinged for installation. Test marks P-BWU 02-31. General building authority test certificates, quality-controlled.

Material	Outer dimension (mm)		Clear width (mm)		PU / SU	Order no.
	A	B	C	D		
Stainless steel	230	380	135	300	1 / 1	21-251
Galvanised sheet steel	230	380	135	300	1 / 1	21-250

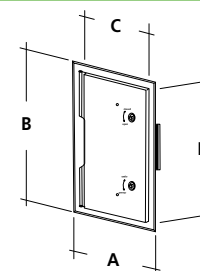


## Chimney door with square lock



Can be used either with a stop on the right or left, the door can be unhinged for installation. Test marks 21-261: P-BWU 02-36 / test mark 21-260: P-BWU 02-32. General building authority test certificates, quality-controlled.

Material	Outer dimension (mm)		Clear width (mm)		PU / SU	Order no.
	A	B	C	D		
Stainless steel	280	380	185	300	1 / 1	21-261
Galvanised sheet steel	280	380	185	300	1 / 1	21-260



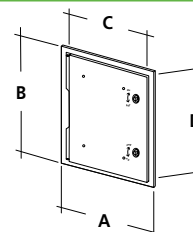


### Chimney door with square lock



Can be used either with a stop on the right or left, the door can be unhinged for installation. Test marks 21-271: P-BWU 02-48 / test mark 21-270: P-BWU 02-33  
General building authority test certificates, quality-controlled.

Material	Outer dimension (mm)		Clear width (mm)		PU / SU	Order no.
	A	B	C	D		
Stainless steel	350	380	250	300	1 / 1	21-271
Galvanised sheet steel	350	380	250	300	1 / 1	21-270

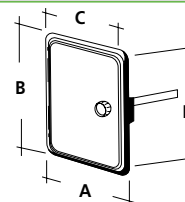


### Chimney door with rotary knob



Can be used either with stop on the right or left, Test mark P-BWU 02-01, general building authority test certificates, quality-controlled.  
Material: Sheet steel, coated white.

Material	Outer dimension (mm)		Clear width (mm)		PU / SU	Order no.
	A	B	C	D		
Sheet steel, white	190	255	140	205	1 / 1	21-209

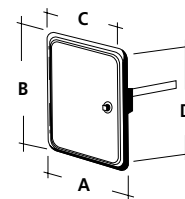


### Chimney door with square lock



Can be used either with stop on the right or left, Test mark P-BWU 02-01, general building authority test certificates, quality-controlled.  
Material: Sheet steel, coated white.

Material	Outer dimension (mm)		Clear width (mm)		PU / SU	Order no.
	A	B	C	D		
Sheet steel, white	190	255	140	205	1 / 1	21-210

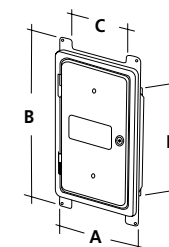


### Chimney door with square lock



Available with left or right stop upon request. The door can be unhinged for installation. Test marks P-BWU 02-06 (21-454), P-BWU 02-07 (21-459).  
General test certificate issued by the building supervisory authority, quality-controlled

Material	Outer dimension (mm)		Clear width (mm)		PU / SU	Order no.
	A	B	C	D		
Galvanised sheet steel	230	406	150	300	1 / 1	21-454
Galvanised sheet steel	280	406	200	300	1 / 1	21-459



### matching square socket keys and square spanner

Further keys see accessories page 40-41



Order no. 22-216



Order no. 22-213



Order no. 22-218